

Santa Barbara County Sheriff's Office

MOUNTED ENFORCEMENT UNIT



KEEPING THE PEACE

SINCE 1850

Operations Manual

**Santa Barbara County Sheriff's Office
Mounted Enforcement Unit
Operations Manual**

Table of Contents

Chapter I: Objective and Scope

Chapter II: Organizational Structure

Chapter III: Personnel

Chapter IV: Mounts

Chapter V: Equipment

Chapter VI: Special Types of Operations

Chapter VII: Patrol Operations

Chapter VIII: Training and Testing

Chapter IX: Records

Chapter X: Drill Movements and Commands

On-Going Addendums and Directives

Approving Authority

**Santa Barbara County Sheriff's Office
Sheriff's Mounted Enforcement Unit
Operations Manual**

Chapter I

Objective

The Sheriff's Mounted Enforcement Unit consists of specially trained deputies and mounts who have been certified to function as mounted law enforcement officers. It is the objective of the Mounted Unit to augment regular patrol functions, assist with special operations, perform crowd control assignments and assist with search and rescue operations. The Unit is also intended to promote public relations and to develop community policing concepts by establishing a bond with our communities through utilization of the Mounted Unit.

Scope

Due to their size, speed, and maneuverability, horses are able to carry out patrol assignments with some advantage over conventional vehicle and foot patrols. By providing a higher vantage point, and with the ability to move into situations quickly, horses have proven to be a highly effective tool for high visibility law enforcement efforts and crowd control situations. Additionally, they are adaptable to the sometimes remote and rugged terrain encountered in search and rescue operations.

The Mounted Unit will respond whenever authorized by the Unit Lieutenant when called upon by the Sheriff's Office and/or outside agencies to assist in the following situations:

- A. To supplement law enforcement patrol and provide traffic and crowd control during scheduled special events, holidays or emergencies.
- B. To supplement the Sheriff's Response Team during crowd and riot situations
- C. Law enforcement contracts for other agencies
- D. Search for lost persons, criminals or evidence
- E. Search and apprehension of suspects or escaped prisoners
- F. Narcotics Task Force searches of remote areas
- G. Assist criminal investigations in remote areas
- H. Assist Rural Crime Unit as needed
- I. Public relations and community events
- J. Other duties as assigned by the Sheriff or his designee

Chapter II

ORGANIZATION

Chain of Command

- Sheriff
- Undersheriff
- Mounted Unit Commander
- Mounted Unit Lieutenant
- Mounted Unit Sergeant
- Assistant Unit Leader
- Unit Training Coordinator
- Team Member

Authorized Numbers

The Sheriff's Mounted Enforcement Unit is one county-wide unit, consisting of up to sixteen (16) riders and ten (10) mounts. The Unit shall be comprised of both regular and reserve deputies from the Santa Barbara Sheriff's Office.

Sheriff's Mounted Enforcement Unit Profile

The Sheriff's Mounted Unit is primarily a law enforcement unit of mounted officers. The Unit consists of regular and/or reserve deputy sheriffs. Regular or reserve peace officers may also be selected from allied law enforcement agencies throughout Santa Barbara County who meet the qualifications of the unit and whose agencies agree to their participation on the Unit. The Mounted Unit accepts beginner to advanced riders and trains to provide an appropriate level of expertise to accomplish the Unit mission.

Members of the Sheriff's Mounted Unit work law enforcement details, crowd control, search and rescue, public relations events and supplement the Sheriff's Response Team during civil unrest situations. The Sheriff's Mounted Unit may be deployed to any mission deemed necessary by the Sheriff.

Responsibilities

Unit Lieutenant

The Unit Lieutenant is appointed by the Mounted Unit Commander. The Lieutenant coordinates the operation of the Mounted Unit with other agency units to ensure the best interests of the Sheriff's Office and community are served. The Lieutenant also assists in the screening and selection of Mounted Unit applicants.

Mounted Unit Sergeant

The Mounted Unit Sergeant is appointed by the Lieutenant. The Unit Sergeant supervises the activities of the Unit members assigned to the team. The Sergeant should evaluate any requests for Mounted Unit participation and is responsible for assigning unit members on all emergency and non-emergency calls. The Sergeant also assists in the screening and selection of Mounted Unit applicants and is responsible for coordinating

training; to include supervising maintenance of the Training Facility, recommending necessary equipment; keeping unit records and is the direct supervisor of Mounted Unit personnel during deployment and/or training functions. The Sergeant will also document Unit performance and ensure Unit standards are met.

Assistant Team Leader

The Assistant Team Leader will assume the responsibilities of the Mounted Unit Sergeant in his/her absence. The Assistant Team Leader provides administrative, logistical or operational support to the Sergeant. When not performing these duties the Assistant Team Leader shall function as an operational team member.

Unit Training Coordinator

The Unit Training Coordinator will be assigned by the Unit Sergeant and Lieutenant. The unit trainer is responsible for coordinating all Unit training and maintaining Unit training records. The unit trainer recommends all safety standards to be adopted by the Unit. The Unit Training Coordinator will have attended both the P.O.S.T. certified Basic Mounted Officer Course and the Instructor Course prior to appointment to this position. The Unit Training Coordinator will conduct the screening and testing of prospective mounts and applicants in accordance with the Mounted Unit standards of selection. Training outlines must be approved by the Unit Sergeant prior to the training day(s). Outlines are due to the Unit Sergeant prior to scheduled training, and with sufficient notice to allow for review and approval of the training curriculum.

When not performing these duties the Unit Training Coordinator shall function as an operational team member.

Unit Equipment Manager

The Unit Equipment manager will be assigned by the Sergeant. The equipment manager is responsible for maintaining an up-to-date inventory of departmentally issued equipment, extra equipment and for maintaining equipment records. Issuance, repair or replacement of unit equipment shall be coordinated through the equipment manager to ensure that equipment records are kept accurate.

When not performing these duties the Unit Equipment manager shall function as an operational team member.

Veterinarian

Veterinarians shall be certified Doctor of Veterinary Medicine having specific training in equine medicine. A veterinarian shall conduct an initial fitness exam on all prospective mounts and shall have the authority to rate the mount as sound/fit for duty, or not sound/not fit for duty. In addition, the veterinarian shall be subject to being called to unit locations for treatment of injuries.

Mounted Unit Members

All Unit members assigned to the unit shall observe the provisions of the Sheriff's Mounted Unit Manual. Members will not work any detail until they have successfully completed the P.O.S.T. certified Basic Mounted Officer Course and/or completed the certification process as outlined in the Training section of this manual.

Classification of Unit Members

1. ACTIVE- Regular members who are properly certified and meet on-going training and performance standards who are available for deployment to assigned missions.
2. INACTIVE- Members who have taken a leave of absence or have failed to meet the minimum required training standards. A leave of absence over 12 consecutive months without prior approval from the Unit Lieutenant will be considered a resignation.
3. ALTERNATES- Alternate team members are officers who have been prior team members who have maintained their riding skills and a prior certified mount who may be called upon to work with the Mounted Unit. Alternates will only be deployed with the permission of the Unit Sergeant or Lieutenant.
4. TRAINING STATUS- Refer to Chapter 8

CHAPTER III PERSONNEL

Selection

The personnel assigned to the Mounted Unit will be selected on the basis of interest, job performance, ability to function as a team, and a level of riding ability that will fulfill the requirements of the Unit

Interested personnel who:

- Have successfully completed their probation period;
- Have 18 months as a deputy sheriff or reserve deputy; and
- Have satisfactory EPR ratings for the last rating period;

shall submit a memo to Human Resources indicating their interest in the position, a copy of which will be forwarded to the Unit Commander. The memo shall include a resume of qualifications and a letter of recommendation from their current Division Commander. Those qualifying applicants will then be invited to participate in the testing process.

The testing process will consist of:

- Evaluation through training and familiarization exercises to include, but not limited to: Assessment of applicant's equestrian background, ground school, safety consciousness and equestrian compatibility.
- Evaluation by the Mounted Unit Sergeant, Training Coordinator, and other team members as necessary to evaluate the candidate's aptitude towards general equestrian skills.
- Evaluate each candidate on his or her communication skills, teamwork, ability to work under stress, judgment, and any special skills that could benefit the team.

A list of successful applicants shall be submitted to the Sheriff, by the Mounted Unit Commander, for final selection.

Eligibility

Applicants must be regular and/or reserve deputies employed by the Santa Barbara County Sheriff's Office or regular and/or reserve peace officers from allied law enforcement agencies as approved by the Sheriff's Office. Members should make a (2) year commitment to the Unit in order to receive specialized training.

Upon approval of the owner applicants may use another Mounted Unit horse upon entry into the Unit but are strongly encouraged to purchase their own suitable mount as soon as practical.

Qualified and certified members of the Mounted Unit shall be eligible for Special Duty Pay as prescribed in the DSA MOU, after successful completion of one year on the Unit.

Screening and Testing

All personnel will meet and maintain proficiency levels outlined in Chapter 8.

Physical Performance

Members of the Sheriff's Mounted Unit must maintain the physical fitness necessary to ensure the safe completion of assigned tasks, in any variance of weather or working conditions, without jeopardizing their safety, the safety of their mount, other team members or the public.

Scoring of Tests

Each area of testing will be scored by the Unit Sergeant and the Training Coordinator. The test scores will be maintained as a permanent record. Scoring will be Pass/Fail for each element of the test. Member and Mount must Pass 100% of the elements contained in the skills exam.

The person(s) administering tests will take notes on individual sections of the tests for the purpose of assisting team members with the development of their riding skills. The notes will be given to the team member taking the test after discussing their performance.

CHAPTER IV MOUNTS

Selection

Members are responsible for providing their own mounts and/or coordinating with the Unit Sergeant to arrange the use of an alternate mount if necessary. The mounts assigned to the Unit will be selected on the basis of their temperament, training, physical appearance, and soundness. Final approval for a Unit mount must be given by the Unit Lieutenant and/or Sergeant based on recommendations of trainers and veterinarians.

Eligibility

Mounts should be at least 5 years old, have no vices such as biting or kicking, and should be at least 15 hands tall. Commonly used saddle horse breeds are preferred. Dark colored horses to keep a uniformed appearance are preferred on the Mounted Unit, however proper temperament will be the final determining factor.

Screening and Testing

Refer to Chapter 8

Veterinary Examinations

Prospective Unit mounts shall undergo an abbreviated soundness examination provided by the agency approved veterinarian at no charge. This is done only after a certified instructor associated with the mounted unit has approved the horse for further testing. This is to ensure that mounts are free of illness, disease and are serviceably sound for use. A copy of the exam will be submitted to the Mounted Unit Sergeant.

Training Tests

Prospective Unit mounts will be observed under a variety of test situations in order to assess their training/skill level and suitability for training. Mounts will be required to perform the basic riding test described in Chapter 8, to satisfactorily complete a series of obstacles and distractions as selected by the Unit Leaders and trainers, and to function satisfactorily within the unit during Formation/Crowd Control movements. Current unit mounts will be continually observed and evaluated during on-going monthly training.

Disqualification of Mounts

Prospective and/or current mounts will be disqualified if they display any type of dangerous vice: including, but not limited to kicking, biting, or striking; or a behavioral trait such as a lack of basic training, extreme nervousness, refusal to tie or trailer that would render them unsuitable for service.

Care and Maintenance of Mounts

Each member is responsible for the care and proper maintenance of their mount. Mounted Unit Members cannot carry out their duties without the cooperation of their horse. A healthy, content horse is the basis of that cooperation.

Veterinary Care

Each member is responsible for ensuring their mount receives appropriate veterinary care. This care includes but is not limited to the following: Appropriate annual and semi-annual inoculations as determined by the Unit Veterinarian, worming and teeth floating.

The Sheriff's Office agrees to assist Mounted Unit members with the cost of veterinary services and shoeing for the Unit horses. The following policy explains how this assistance will occur:

Veterinary Policy;

The Unit is on contract with a local equine veterinarian. The yearly service contract will be paid for by the Department. The Unit Veterinarian will provide vet services at training days or on other schedule dates.

The services that will be covered by the Department are:

1. De-worming as needed, recommended 4 times per year. Spray worming or tube worming will be alternated with paste worming.
2. Appropriate annual and semi-annual inoculations as determined by Dr. Pankau.
3. Floating teeth 1 time per year. Tranquilizer included; wolf teeth pulled if present.
4. Sheath cleaned 1 time per year.
5. General physicals included with visits.

The agency will assume vet cost if the horse is injured on duty or becomes ill due to the performance of such duties.

These are the only services that will be covered by the contract and paid for by the agency. If a horse requires additional vet care during the year, the owner will be responsible for those costs.

If a team member changes horses or adds an additional horse for the Mounted Unit's use, they must request approval from the Unit Lieutenant so that the names on the contract are correct. The Department will not pay expenses for any horse that is not listed on the vet contract.

The expenses for off-duty injuries and illnesses to mounts are the responsibility of the owner/team member.

On-duty injuries or illnesses to mounts owned by Santa Barbara County Sheriff's Office employees, on the Mounted Unit, will be covered by the Sheriff's Office. Such treatment must first be authorized by the Unit Lieutenant prior to treatment. In any emergency situation during which the Unit Lieutenant cannot be reached, the Team Member or owner of the animal shall make an appropriate and timely decision as to medical treatment for the animal and submit requests for reimbursement in the timeliest manner possible.

The Mounted Unit Sergeant shall immediately be notified of any injury or illness to a Unit mount, occurring as a result of an on-duty situation. The Sergeant shall notify the Lieutenant and ensure that the incident is documented via the appropriate on-duty injury protocol. The injury of a Mounted Unit animal shall be considered an injury to a department member and requires immediate notification to the Chain of Command.

In the event a mount owned by a Mounted Unit member must be destroyed as the result of an on-duty injury or illness, the Sheriff's Office will reimburse the owner for the value of the mount up to \$10,000.00. The reimbursement value is an upper cap, not a flat rate. The reimbursement value shall be determined by consultation with the owner, the Unit supervision, the Unit Veterinarian and any other person of knowledge regarding equine values and current market trends. The Sheriff's Office recognizes that the Unit mounts are working animals; however, they are also valued personal property of the animals owner. Therefore, unless an extreme emergency exists, which leaves absolutely no other option, no Mounted Unit animal will ever be destroyed without consultation with the animal's owner and a qualified veterinarian.

Farrier/Shoeing

Each member is responsible for maintaining their mount's hooves in a manner suitable for service. The animal's owner shall select their own farrier and the most appropriate shoe to ensure the mount has proper footing for Mounted Unit details.

The Sheriff's Office has established an account to assist with the shoeing costs for Mounted Unit horses.

FIN Codes: Dept: 032, Budgt Unit: 3110, Org: 6044, Prog: 1404, LIA: 7640, Area: 5012.

The shoeing allocation is for \$150.00 per shoeing, up to 7 times per year, per authorized animal. All original invoices must be submitted to the Mounted Unit Lieutenant or his designee, along with the County reimbursement form. After approval the Lieutenant or designee will forward the paperwork to the Business Office for processing.

If an individual farrier charges more than \$150 per shoeing, that overage cost will be the member/owner's responsibility.

Grooming and Fitness

Members need to be aware of the public attention the Unit receives and maintain their horse accordingly. Unit mounts should not be extremely under or overweight, should appear clean and well groomed, and not display any indications of poor health or hygiene.

Members will keep their mounts well groomed for all assignments. The exception would be an emergency/exigent call out situation, wherein; there is no time to extensively groom the mount prior to responding.

Stabling

Each member is responsible for the stabling of their own mount. Stabling should be of the type to keep the mount properly confined, be in accordance with generally accepted practices, and maintain the mount in a safe and healthy condition.

Stabling at the Sheriff's Office Mounted Unit Facility

Stabling at the Santa Ynez Equestrian Center Mounted Unit facility is available to Santa Barbara County Sheriff's Office employees on the Sheriff's Mounted Unit.

Since there is limited stabling space, stabling will be provided on a seniority basis. For the purpose of this policy, seniority refers to the length of service on the Unit as opposed to the Sheriff's Office. Members may stable their primary Unit horse at the facility and may stable one additional horse at the discretion of the Unit Sergeant if space is available. All other arrangements must be approved by the Sergeant, but under no circumstance will any special stabling arrangements infringe upon an active Unit member having stable space as allowed by this policy.

All Unit members stabling at the Santa Ynez Mounted Unit Facility will abide by the facility rules and regulations, maintain a clean stable and proper care for their horse(s) while using the facility. All Unit members stabling at the Santa Ynez Mounted Unit Facility are responsible for any damages caused to the facility by their horses. Any problems/damage, special needs or safety concerns will be reported to the Mounted Unit Sergeant or Lieutenant.

CHAPTER V

Equipment

Individual Equipment

The Mounted Unit, as well as each individual and mount, can only be successful if properly equipped. A rider/mount can become a liability without proper equipment, maintained in good condition.

Necessary Personal Equipment

Necessary personal equipment includes a halter, lead rope, bridle and bit, proper and fitted saddles with proper girth/cinch, saddle blanket and pad, brushes, combs, hoof pick, fly spray, horseman's type knife. The bridle shall have a full brow band and throat latch. No quick attachment clips on the reins or bridle. The bit must be properly fit to the mount and of a design employing the least severity necessary to properly work the mount. All equipment should be inspected and approved by the Unit Leaders/Trainers. Leather equipment should be a shade of brown and conservatively decorated so as to be as uniform in appearance as possible for all teams on the Sheriff's Mounted Unit.

Unit/Agency Equipment

Unit/Agency owned equipment will be issued by the Unit Sergeant or Equipment Manager. Extra equipment is stored in a central location. The Unit Equipment Manager shall maintain a current equipment inventory record for both issued and extra Unit equipment.

Mounted Unit Issued Equipment

1. Saddle blanket with Unit insignia (Parade and Working)
2. Reflective leg wraps
3. Parade Bridle with Nose Band
4. Tie down with clips
5. Breast collar (Parade and Working)
6. Horse baton
7. Baton holder
8. Equine face shield
9. Riot helmet with face shield
10. Pommel and cantle bags
11. Gear storage bag
12. Other equipment as issued by Unit

Maintenance / Repairs

All equipment, both issued and personal, shall be kept clean and in good working condition. Equipment is subject to inspection at any time. Unit equipment which becomes damaged shall be reported to the Unit Equipment Manager. If a similar un-issued item is available, it shall be exchanged on a loan basis until the repairs to the damaged item can be completed. Any necessary personal items damaged during on-duty use shall be handled by the county claims procedures. This does not cover personal items which are damaged due to normal wear, use or age.

CHAPTER VI SPECIAL OPERATIONS

Objective

Sheriff's Mounted Unit

In addition to mounted patrol duties the Mounted Unit may be called upon to perform specialized mounted operations. Operations could include activation with the Sheriff's Response Team, Search and Rescue, crowd control, Parade Details and other designated special details.

Activation of the Mounted Unit shall be accomplished by notification to the Unit Sergeant or Lieutenant. Activation of the Mounted Unit shall follow the Sheriff's Department procedures pertaining to activation of special units.

Search and Rescue

Role of the Mounted Unit

To provide mounted assistance and support to the existing Sheriff's Search and Rescue units.

Purpose

The search for missing/lost persons or evidence as a support unit for overall Search and Rescue Operations.

The search for criminal suspects, escaped prisoners, or evidence as a support unit for primary searching agency (e.g.: Sheriff's Department, Federal Bureau of Prisons, California Department of Corrections, etc.).

Methods

The search methods utilized will be dictated by the circumstances of the specific operation and are left to the discretion of the field supervisor.

To ensure the most timely and efficient mounted response it is desirable that the Unit Sergeant, and subsequently the Unit members, be notified at the onset of any search and rescue operation where the need for mounted assistance might be necessary.

A minimum of four (4) Mounted Unit members, or two (2) teams, shall be utilized in any mounted Search and Rescue operation. The splitting of a single team into individual searchers should be avoided and is discouraged unless absolutely necessary.

Parade Details

Role

To provide a Mounted Honor Guard, which may/may not carry the United States and California State Flag in organized parades or events. The decision to deploy colors will be made based on the type of event, availability of capable members and/or mounts.

Purpose

Community relations engagements, honorary parade presentations and/or parade color guard details.

Method

A minimum of four (4) mounted personnel in approved dress uniforms may carry the United States Flag and the California Flag in the prescribed manner in a formal parade or event.

Parade Crowd Control

Role

To provide mounted law enforcement officers to assist with crowd and traffic control at fixed and mobile locations at an organized parade.

Purpose

To regulate pedestrian and vehicle traffic around the area of an organized parade, and to present a positive public relations image.

Methods

The size of the parade area and/or the designated route will determine the total number of mounted personnel and their assignments.

Mounted personnel shall be assigned in teams of two (2) members. Splitting of teams should be avoided and is not recommended for the security of the riders and mounts.

Those mounted teams assigned to fixed posts shall not leave their assigned positions except in emergencies. They shall advise the mounted detail supervisor of any emergency situation immediately to facilitate replacement and/or assistance.

Special Details

There are other special details whereupon the Mounted Unit can be called upon to provide services that cannot be specifically described. In those instances, the judgement and discretion of the Unit Sergeant or Lieutenant shall prevail.

CHAPTER VII

PATROL OPERATIONS

Patrol Operations

The Mounted Unit can provide law enforcement services in a variety of urban, rural and recreational environments. The Unit is trained to handle details independent of other patrol functions or to augment patrol. Team members will be familiar with and follow the patrol operations policies when working details.

General Procedures

The Mounted Unit officers shall follow all departmental policies and procedures when operating as team members.

Members will give utmost care and consideration to the safety of the public, rider and mount when on any detail.

Members will arrive promptly for all assignments, allowing time to prepare their mounts. Members will have required and appropriate equipment for the assigned detail.

During most assignments the recommended gaits are the walk or collected trot. A lope may be used in exigent circumstances, however; consideration must be given to road surfaces, crowds, and other safety factors.

Members will work in groups of two or more. If one member or horse needs to leave the area of assignment, the partner may accompany them unless otherwise directed by the detail supervisor.

The public relations benefits gained as a result of allowing the public to get close to and pet the horses is immeasurable. At the discretion of the Unit member, in a non-hostile situation, members of the public may be allowed to pet the horses. Members must be aware of their surroundings at all times to ensure the safety of the public.

It is recommended that riders remain mounted during assignments. If it becomes necessary to dismount, the rider should remount as soon as possible. This would include citizen contacts, interviews, arrests, traffic control, issuing citations, etc.

Members making an arrest may request ground personnel to assist with transportation of the arrestee from the area. In the event ground assistance is unavailable, the mounted deputy should dismount, and walk the arrestee on foot to an appropriate location to await transportation. Mounts shall not be left unattended unless exigent circumstances arise that make it unavoidable.

Weapons

Mounted Unit members will carry the department authorized 40-inch horse baton unless otherwise directed by the detail supervisor. All other required patrol duty equipment shall be worn during a mounted unit deployment.

CHAPTER VIII

TRAINING and TESTING

Training Programs

The Mounted Unit training program is established to set forth a continuing, comprehensive, in-service program of training for all Unit members and mounts.

Instruction

Instruction shall be provided by qualified, competent individuals who are experienced in the field of instruction.

Responsibilities

The Unit Trainer(s), under the supervision of the Unit Lieutenant and Mounted Unit Sergeant, shall be primarily responsible for setting the format and overall content of the Unit's training. In formulating and delivering training, the Unit Trainer(s) may provide direct training, as well as utilizing other resources both within and outside the department.

Certification/Testing

All members and mounts of the Mounted Unit shall enter the Unit in a "Training/Probationary" status. Trainees shall not be assigned to a detail unless approved by the Unit Lieutenant, utilizing recommendations from the Unit Sergeant, Unit Leaders and Trainers. Graduation from Training status to Active status will be based upon the following:

- Satisfactory completion of riding test.
 - See below for Riding Test
 - See below for Sensory and Law Enforcement Skills Exam
- Satisfactory completion of sensory training/testing.
- Attendance at sufficient number of in-service training days to equal 40 hours of instruction, and/or attendance at a P.O.S.T. certified Mounted Officer course.
- Satisfactory completion of other skills as required by the Unit Lieutenant and Unit Sergeant.

In Service Training

The Sheriff's Mounted Unit in-service training program is established to maintain and enhance the competency of each member and his/her mount, to provide for the coordinated, safe and efficient operation of the Unit.

Unit Training

Unit training should be given on a regular basis. The department has authorized one 8 hour training session per month.

Attendance

Attendance at Unit training is required. Three (3) unexcused absences may be cause for suspension from working details. The Unit Lieutenant/Sergeant shall be notified of a member's absence prior to the start of training. For a member and/or their mount to be reactivated, they must attend two training sessions and be approved by the Unit Lieutenant, Unit Sergeant or Unit Trainer.

Administration

Unit training will be scheduled and administered by the Unit Lieutenant/Sergeant and the Unit Trainer.

Training Categories and Requirements

Training shall be given according to established categories and requirements. The following skills categories shall be considered to be the minimum requirements.

Equitation: Unit members and mounts will be expected to properly perform the walk, trot, lope, backing, side-passing, turns, reverses, mount and dismount. These techniques will be practiced routinely.

Formations: Unit members and mounts will be expected to properly perform the Unit's formations as covered in Section 10 of this manual. Routine practice in formations and commands will be given.

Sensory Training: Unit members and mounts will be trained with a wide variety of obstacles and situations designed to expose them to stress. These will be performed in a repetitive manner, in order to desensitize and create acceptance. The type, form and frequency of sensory training is limited only by practicality and safety considerations.

Patrol Procedures/Crowd Control: Periodic training in patrol procedures and crowd control methods will be provided to maintain expertise.

Arrest Procedures: Members will be able to perform routine arrests and handcuffing techniques in accordance with the POST standards and as outlined in the Western States Mounted Officers Association trainings. Mounts will quietly permit and cooperate with the techniques. Periodic training will be given to maintain expertise.

Weapons: Members will be expected to properly utilize firearms and batons from horseback. Members shall follow Lexipol policies and Unit standards. Mounts will maintain composure and remain under control while under fire or attack. Unit members will periodically practice baton strikes and firearms arms techniques from horseback.

Safety: Members will routinely practice and be familiar with safety procedures in handling horses, horse related equipment and vehicles.

Classroom Instruction: Periodic classroom instruction should be given in the following areas -

- ⇒ Horse Psychology
- ⇒ Horse care and condition
- ⇒ Stable management
- ⇒ Illness and injury recognition and treatment
- ⇒ Grooming
- ⇒ Tack maintenance and proper tacking techniques
- ⇒ Policy and Procedures

Ground Manners: Periodic training should be given in tying, leading, longeing, loading and unloading techniques.

Annual Training Requirements

Completion of testing in Section 1: Riding Test and Section 2: Sensory and Law Enforcement Skills per the Unit training manual for both rider and mount shall be an annual requirement.

Section I: Riding Test

1. Lead horse to rail and tie correctly.
PASS FAIL Comments; _____
2. Properly saddle and bridle mount.
PASS FAIL Comments; _____
3. Mount Properly.
PASS FAIL Comments; _____
4. Stand quietly.
PASS FAIL Comments; _____
5. Properly ride horse at a walk, trot and lope/canter. Both directions, as directed by rater.
PASS FAIL Comments; _____
6. Mount from "off" side and dismount from "off" side.
PASS FAIL Comments; _____
7. Dismount and lead horse at a walk, trot.
PASS FAIL Comments; _____
8. Lope/canter 25 yards in a straight line and stop, controlled and smartly.
PASS FAIL Comments; _____
9. Back horse 5 yards in a straight line.
PASS FAIL Comments; _____
10. Side pass 5 yards left, stop, side pass 5 yards right, stop.
PASS FAIL Comments; _____
11. Turn 360° to the right, stop. Then turn 360° to the left, stop.
PASS FAIL Comments; _____

Section II: Sensory & Law Enforcement Skills

[performed while mounted, unless otherwise specified]

1. Safely load and unload horse from trailer [on foot].
PASS FAIL Comments; _____
2. Open and close gate in a smooth and controlled manner.
PASS FAIL Comments; _____
3. Walk horse over ground obstacles.
PASS FAIL Comments; _____
4. Back horse in an L between obstacles [Cones, barricades, poles or similar].
PASS FAIL Comments; _____
5. Push bar/pole from raised holders on the ground, then walk over pole.
PASS FAIL Comments; _____
6. Side pass to a person on foot and safely retrieve item [towel, flag, jacket or similar].
PASS FAIL Comments; _____
7. Draw horse baton and strike training bag from both strong and support sides.
PASS FAIL Comments; _____
8. Side pass horse into one or more pedestrian agitators, forcing agitators to move away.
PASS FAIL Comments; _____
9. Demonstrate basic formation in a group [column movements and line formations as directed by rater].
PASS FAIL Comments; _____
10. Additional skills demonstrated at time of testing, describe; _____

PASS FAIL N/A Comments; _____

Section III: Training Hours and Goals

Rider has attended a sufficient number of in-service training days to equal 40 hours of instruction over the past year and/or attended a P.O.S.T. certified Mounted Officer course.

PASS FAIL Comments; _____

Mount has attended a sufficient number of in-service training days to equal 40 hours of instruction over the past year and/or attended a P.O.S.T. certified Mounted Officer course.

PASS FAIL Comments; _____

Satisfactory completion of other skills as required by the Unit Lieutenant and Unit Sergeant.

PASS FAIL N/A Comments; _____

CHAPTER IX UNIT RECORDS

Purpose

Documentation related to Unit activities and training shall be maintained in a Unit file. Files shall be maintained for a period of five years.

Training Recaps

Training recaps shall be completed by the Unit Trainer in a timely manner. Training records shall include an outline of the training event as well as notes of any significant issues or accomplishments

Veterinarian Services

The Unit Veterinarian will maintain medical records for Unit mounts.

After Action Recaps

After action recaps shall be completed, if assigned, within a timely manner. After action recaps shall be written in memo form, addressed to the Unit Manager and forwarded through the chain of command.

Riding Test

Documentation of qualifying riding tests shall be completed by the Unit Trainer(s) and forwarded to the Unit Sergeant. All annual certifications shall be maintained in the Unit's common folder.

CHAPTER X

DRILL MOVEMENTS AND COMMANDS

Purpose

Commands and drill movements are designed to move troops and their mounts from one point to another in a systematic and controlled manner.

Commands

Commands are given to direct troops and their mounts into the formation or movement needed to complete any given mission.

Parts of the Command

Commands are broken down into two parts. The Preparatory Command tells you what formation or movement is being ordered and the Command of Execution is the order to complete the formation or movement.

Commands and Explanations

“Prepare to Mount Up” pause “Move”

At the preparatory command, troopers will step to the left of horse, face the rear of the horse, grasp the reins in the left hand at the withers, grasp the left stirrup with the right hand, turn the stirrup until it faces the trooper and wait for the command of execution.

At the command of execution, the troopers will step up onto the left stirrup and mount up together, in a single coordinated movement.

“Prepare to Dismount” pause “Move”

At the preparatory command, troopers will sit at attention, grasp the reins in their left hand at the withers and wait for the command of execution.

At the command of execution, troopers will dismount together, in a single coordinated movement. Once dismounted, the trooper will stand next to their mount's left side at the head, holding the reins approximately six inches from the bit. The trooper will stand at attention and the mount will be kept calm.

“Batons at the Ready” pause “Move”

At the preparatory command, troopers will grasp batons with their dominant hand.

At the command of execution, the baton will be drawn to a vertical position along the trooper's dominant side. The top portion of the baton will rest against the front area of the shoulder. The hand (holding the lower portion of the baton) will be positioned along the trooper's side, just above the gun belt.

“Order batons” pause “Move”

At the command of execution, the baton will be returned to the baton holder, in a single coordinated movement.

“Forward” pause “Move”

At the command of execution, troopers will bring their mounts to a walk in a forward direction, maintaining their cover and alignment.

“Prepare to Halt” pause “Halt”

At the command of execution, troopers will halt their mounts, maintaining their cover and alignment.

“Fall in”

When this command is given, all troopers will form an “On-line” formation, facing the deputy in charge of the detail. This can be performed mounted or dismounted, as directed.

“Troop Front Right/Left” pause “Move”

At the command of execution, all troopers will turn 90 degrees to the designated direction. Upon completion of the 90 degree turn each member should come to a halt in position to form an On Line formation. Dress right should automatically be done.

“Troop Left/Right about” pause “Move”

At the command of execution, all troopers will turn 180 degrees in the direction indicated, maintaining place in formation.

“Column of Troopers”

A single column of troopers.

“By Twos”

Troopers in a column of twos.

“By Fours”

Troopers in a column of fours.

On-line formation

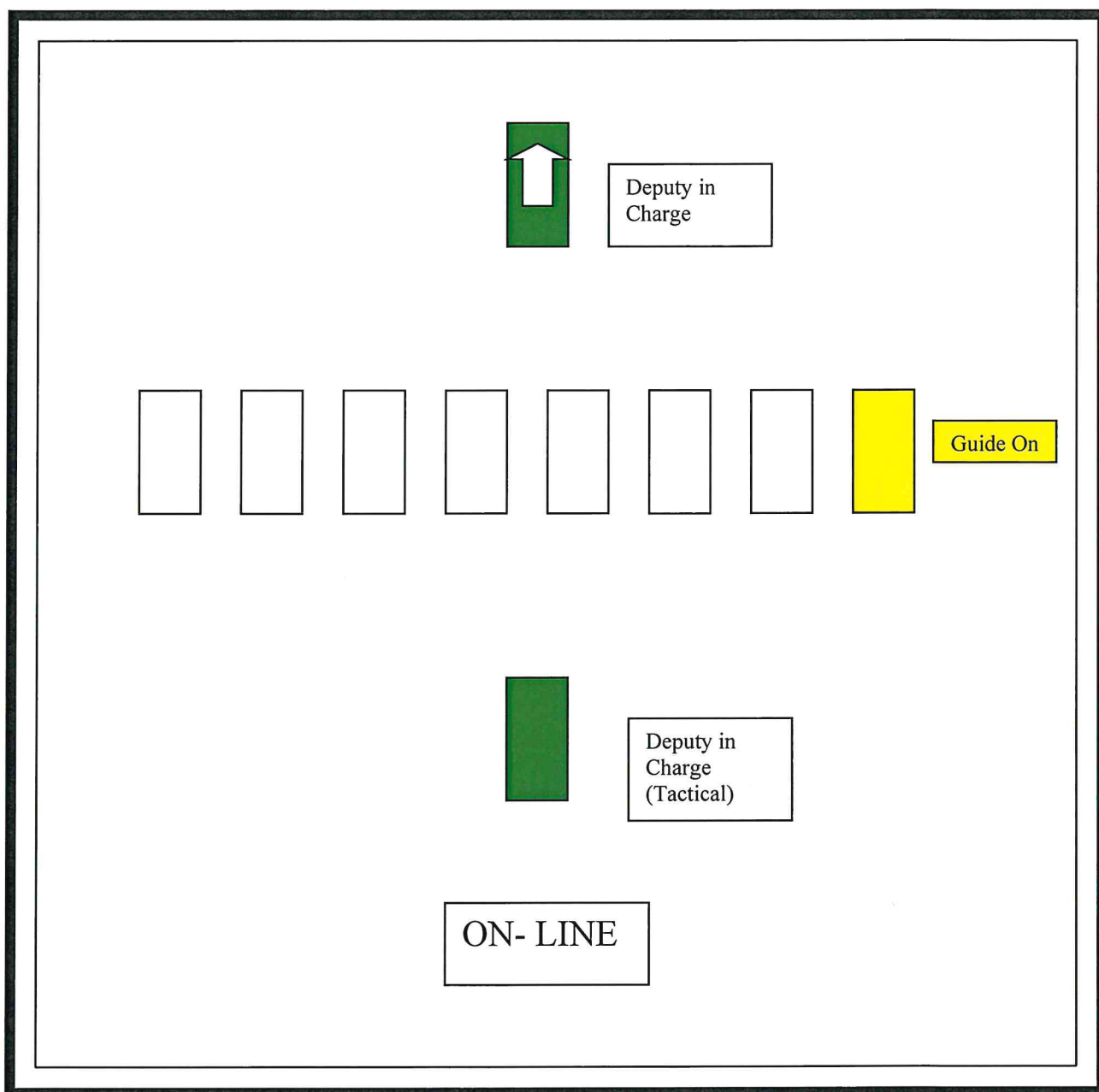
Closed ranks: Distance between troopers is 3 feet.

Open ranks: Distance between troopers is 8 feet.

Assault line: Troopers are aligned side by side with no space between them.

When the command “Fall in” is given, troopers will form On-line and automatically fall in at the closed ranks position. Once On-line, any of the above commands may be given. The command of execution is “Move.” Upon the command of execution, troopers will side pass their mounts into the ordered formation.

When on the move, troopers will guide their mounts into the ordered formation.

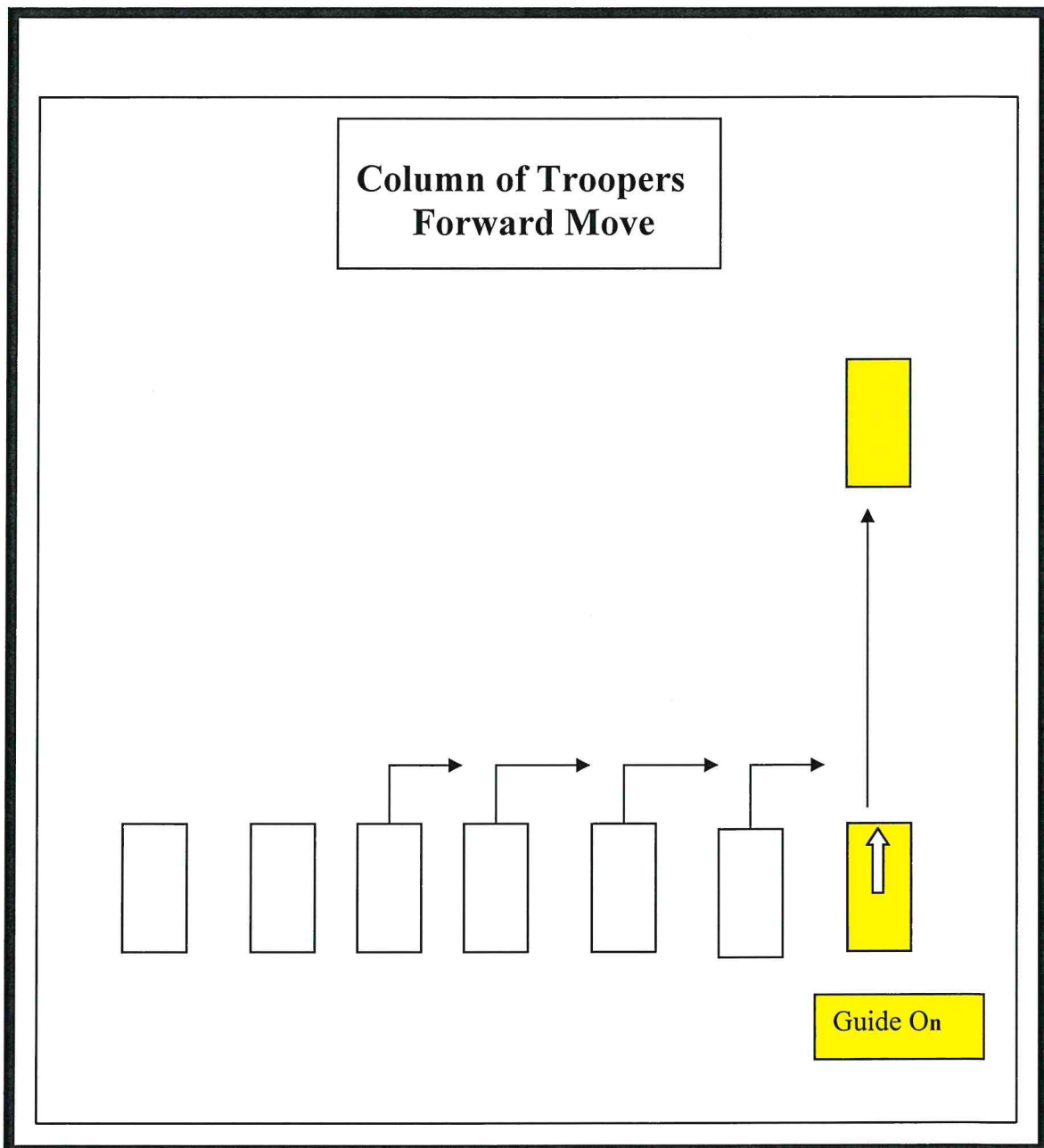


Moving out from the On-Line formation.

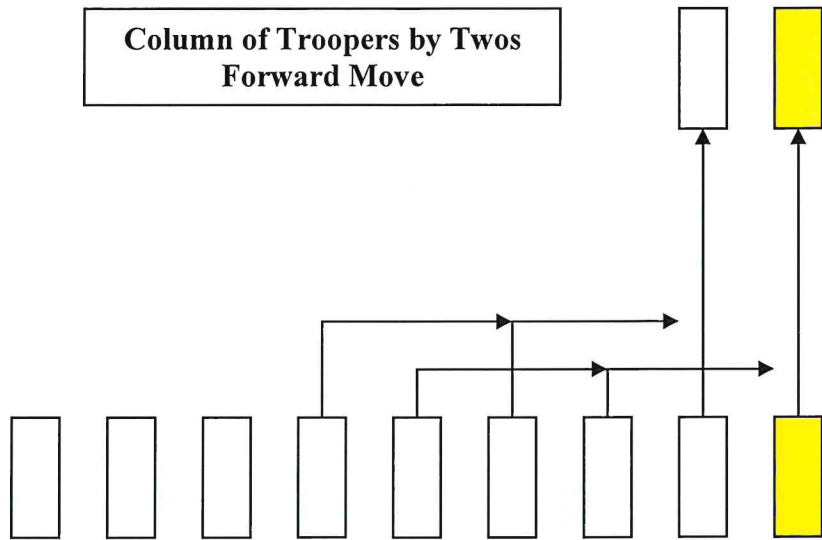
All movements will be executed from the right side of the On-line formation unless otherwise specified. (Examples: Moving out from On-line right, On-line center or troop front right) All movements will be executed at the "Walk" unless otherwise specified.

“Forward” pause “Move” from the On Line

At the command of execution, all troopers will walk their mounts forward maintaining their alignment. This command can also be by Column of Troopers, by Two's or by Four's. Command example: “Column of Troopers by Two's, Forward” pause “Move.” If one of these commands is given, the lead trooper(s) will walk their mounts forward and all other troopers will follow suit.

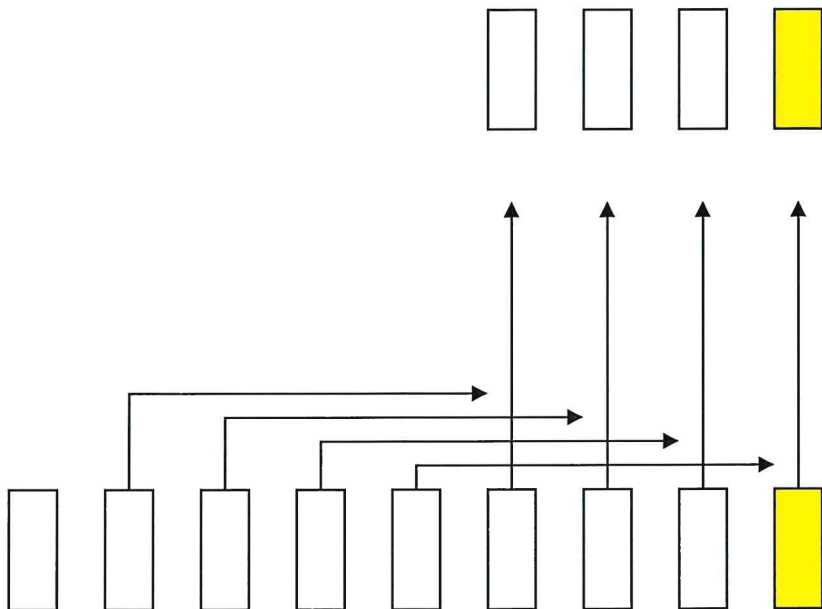


**Column of Troopers by Twos
Forward Move**

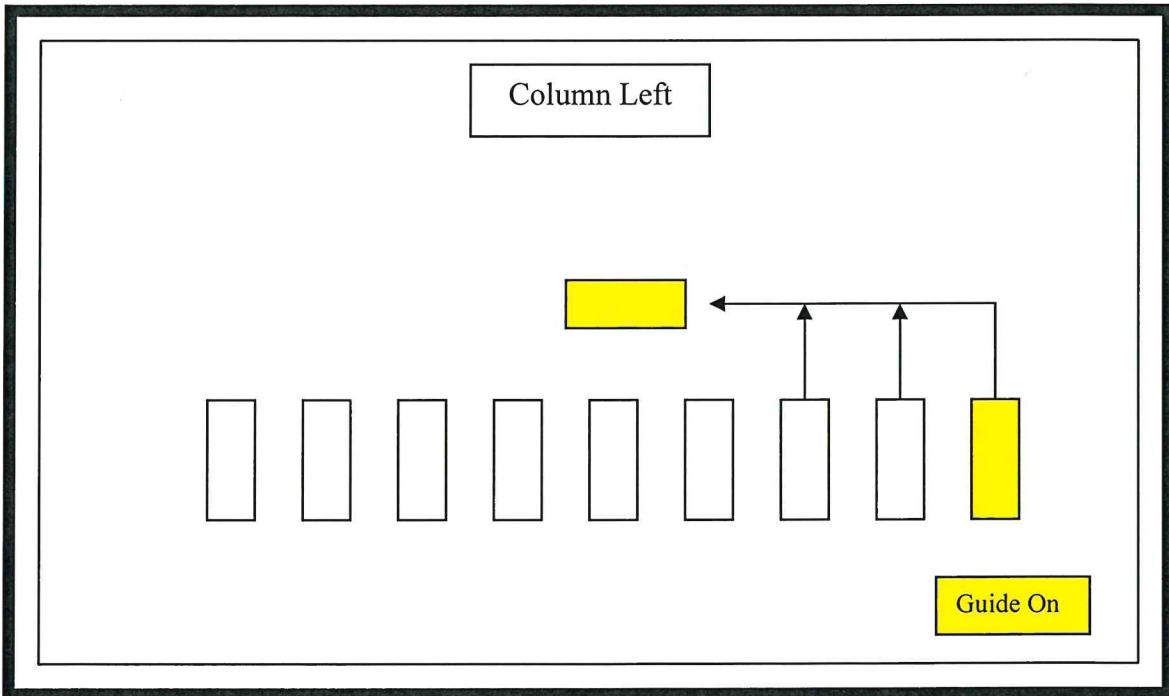
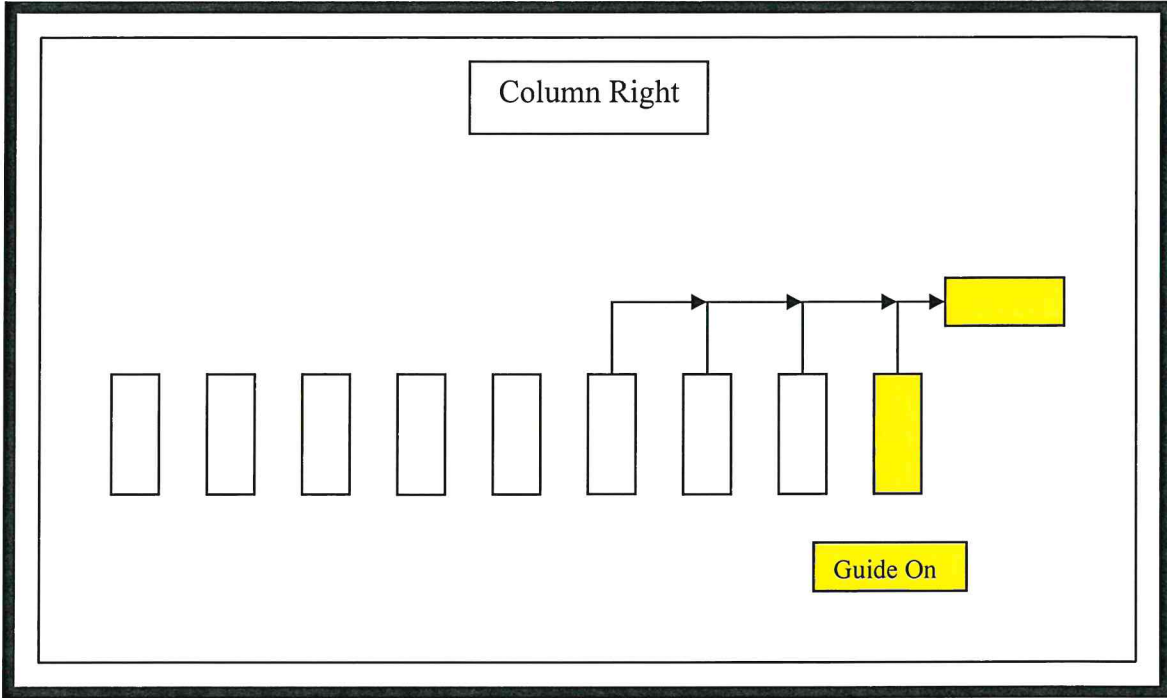


Guide On

**Column of Troopers by Fours
Forward Move**

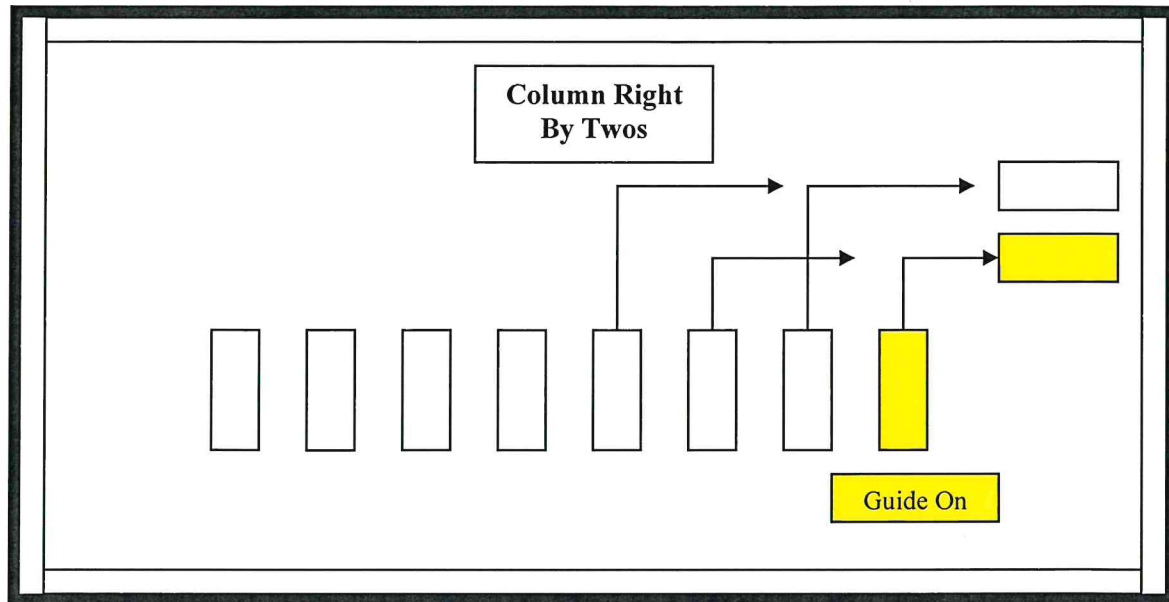


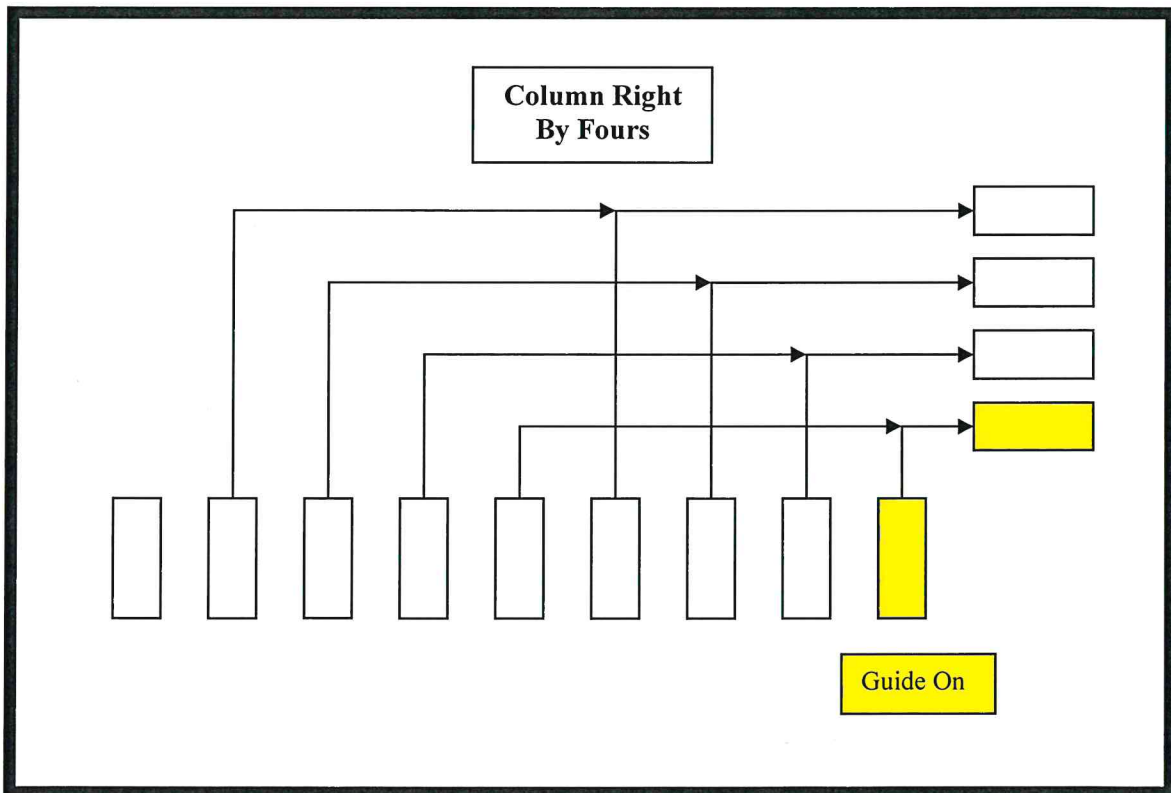
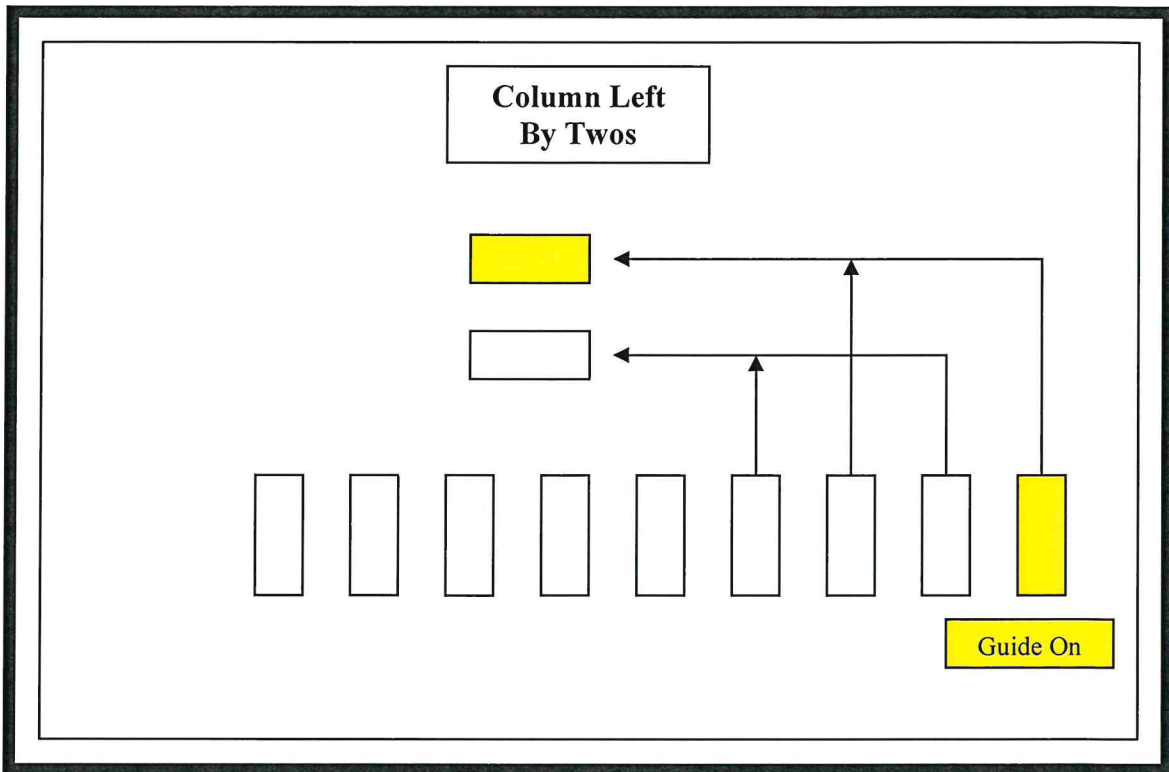
Guide On

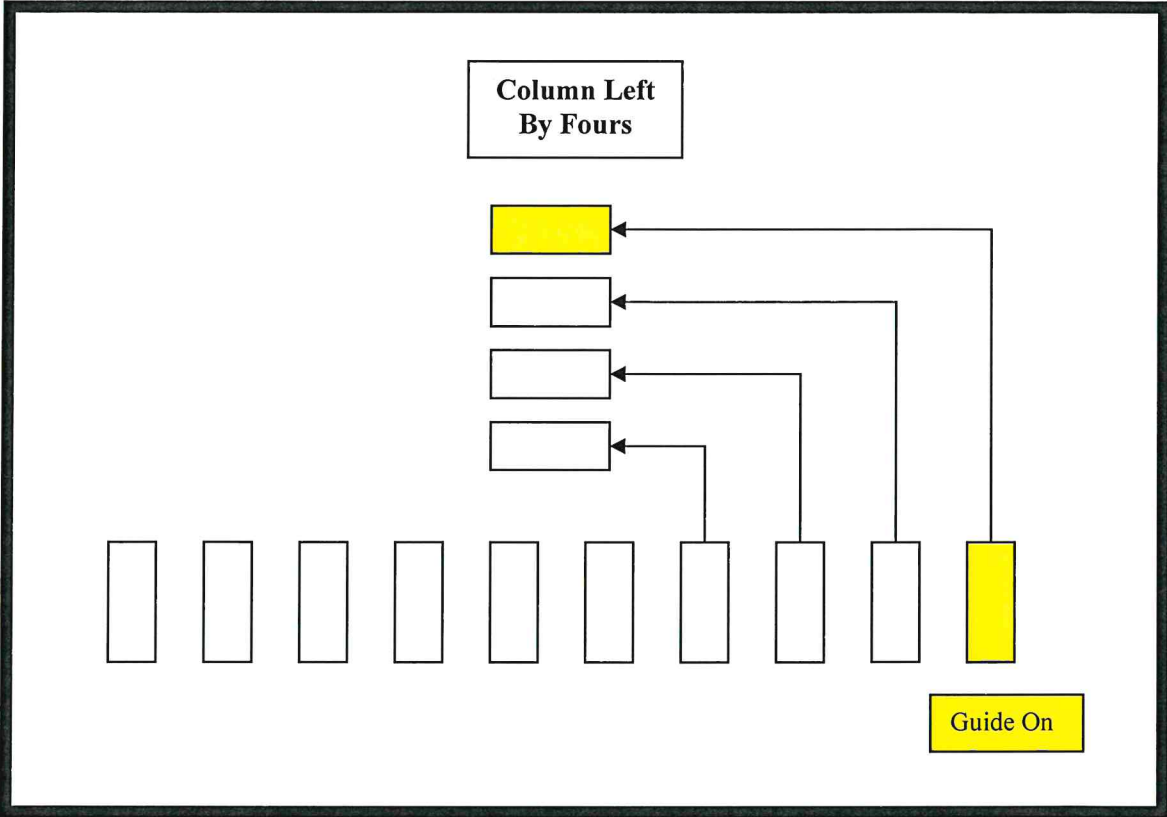


“Column Right” or “Left” from the On line formation

At the command of execution, the lead trooper(s) will walk their mount(s) forward approximately one horse length and turn sharply into the designated direction. All troopers will follow suit.

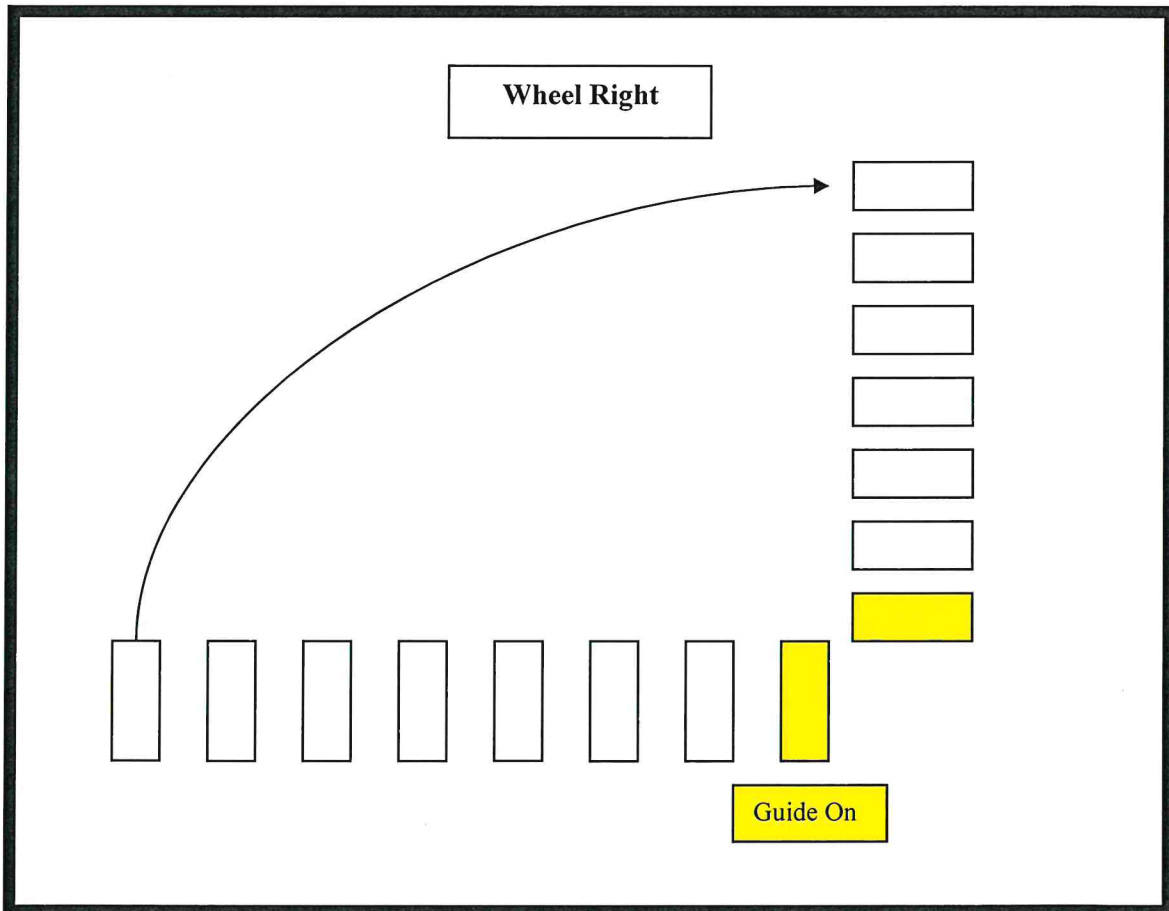







“Wheel Left-Move” or “Wheel Right-Move”

On the command of execution, troopers will “Wheel” (On-line) in the designated direction. The trooper on the end of the formation, in which the wheel direction is designated, will act as a fixed pivot point. That Trooper will halt his mount and turn his mount in place, in the direction of the wheel. All troopers will remain “On-Line” and turn the formation on the pivot, continually maintaining their alignment and guiding right. Once the formation has reached the desired direction, the command “Forward-Move” can be given (The On-Line formation will move forward) or “Troop-Halt” (formation halts On-Line).



Approving Authority

Desiree Thome



Date: 10/3/24


Sergeant

Santa Barbara Sheriff's Office

Sheriff's Mounted Enforcement Unit

.....

Erik Raney



Date: 9-11-24

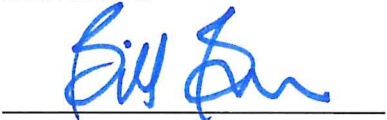
Commander

Santa Barbara Sheriff's Office

Sheriff's Mounted Enforcement Unit

.....

Bill Brown



Date: 9-30-24

Sheriff - Coroner

Santa Barbara Sheriff's Office